



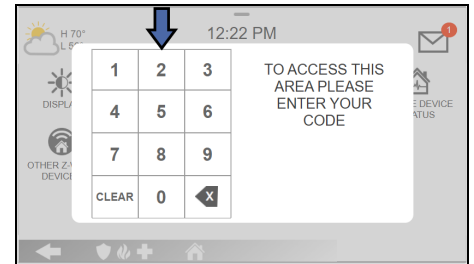
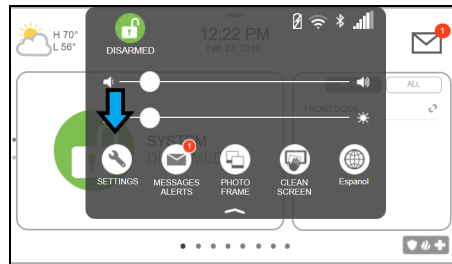
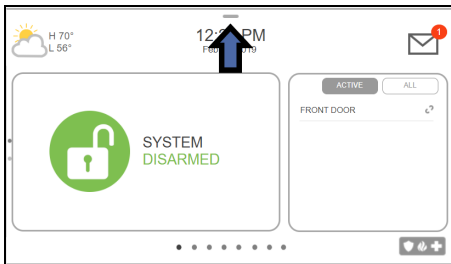
2004 Henry Parkway Connector
McDonough, GA 30253
Phone: 1-866-306-6568
Fax: 770-507-5827
www.KMTSystems.com

How Do I Connect My IQ Remote Keypad to Wi-Fi?

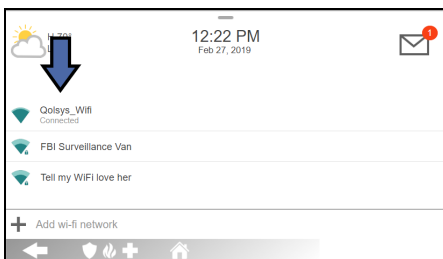
The Qolsys IQ Remote Keypad needs to be connected to a Wi-Fi network to function properly. If you ever change your Wi-Fi router, login name, or password you will need to change it in the Keypad.

Complete the following steps to change your IQ Remote Keypad Wi-Fi settings:

1. Access the Wi-Fi menu. From the home screen of the system, press the small grey bar at the top. Then choose Settings. Enter your master user code. Now choose Wi-Fi.



2. Choose the network. Select the Wi-Fi network you want to connect to and enter the Wi-Fi password.



3. Exit the menu. Tap the house button to return to the home screen.

